




Table (1) Valve Unit/Combination of Supply Valve and Release Valve (Refer to page 868 for detailed specifications.)

Components		Symbol	Supply valve					Release valve					Weight (g)
Supply valve	Release valve		Solenoid valve		Air operated			Solenoid valve		Air operated	External release		
			N.C. (V114)	N.O. (SYJ324)	N.C. (ZX1A)	N.O. (SYJA324)	None	N.C. (V114)	N.C. (SYJ314)	N.C. (SYJA314)	ZX1A	None	
Solenoid (N.C.)	Solenoid (N.C.)	K1	●	—	—	—	—	●	—	—	—	—	79
Solenoid (N.O.)	Solenoid (N.C.)	K3	—	●	—	—	—	—	●	—	—	—	112
Air operated (N.C.)	External release	K6	—	—	●	—	—	—	—	—	●	—	53
Air operated (N.O.)	Air operated (N.C.)	K8	—	—	—	●	—	—	—	●	—	—	83
Solenoid (N.C.)	None	J1	●	—	—	—	—	—	—	—	—	●	64
Solenoid (N.O.)	None	J2	—	●	—	—	—	—	—	—	—	●	84
—		Nil	Without valve module										

- Air operated valve: Controlled by external 3 port valve.
- External release: Directly released by external 2 port valve.

Table (2) Valve Unit/Valve Plug Connector Assembly

For DC:
SY100-30-4A - 
For 100 VAC:
SY100-30-1A - 
For 110 VAC:
SY100-30-3A - 
Without lead wire:
(with connector and 2 sockets only)
SY100-30-A


Lead wire length	
Nil	0.3 m
6	0.6 m
10	1 m
15	1.5 m
20	2 m
25	2.5 m
30	3 m
50	5 m

How to order
If ordering vacuum module with 600 mm or the longer lead wire, specify both vacuum module and connector assembly part numbers.
Ordering example)
ZX1051-K15LOZ-EC(-Q) ... 1 pc.
*SY100-30-4A-6 2 pcs.
↳ The asterisk (*) denotes the symbol for assembly.

Warning

When replacing a product that uses a connector assembly with rectifier, replace the connector assembly as well.

Table (3) Vacuum Switch/Lead Wire with Connector

For ZSE2 **ZS-10-5A** - 

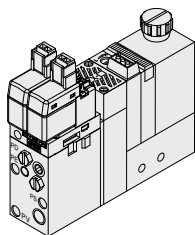
Note) If ordering a vacuum switch with 3 m lead wire, specify both the vacuum unit switch and the 3 m lead wire with connector part numbers.

Lead wire length	
Nil	0.6 m
30	3 m
50	5 m

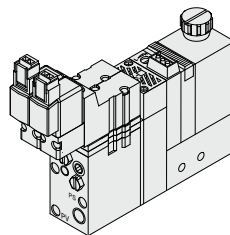
Ordering example)
ZX1051-K15LO-ECN(-Q) ... 1 pc.
*SY100-30-4A-6 2 pcs.
*ZS-10-5A-50 1 pc.
↳ The asterisk (*) denotes the symbol for assembly.

Ejector System/Recommended Model (The models below will have shorter deliveries.)

Nozzle diameter (mm)	Model	Ejector unit exhaust type	Combination		Solenoid valve rated voltage	Lead wire electrical entry	Light/Surge voltage suppressor	Vacuum switch unit	Vacuum switch electrical entry
			Supply valve (Pilot valve)	Release valve (Direct operated)					
0.5	ZX1051-K15LZ-EC	With silencer	N.C. (V114)	N.C. (V114)	24 VDC	Plug connector type	With light/surge voltage suppressor	General vacuum switch (ZSE2)	Connector type
	ZX1051-K35MZ-EC		N.O. (SYJ324M)	N.C. (SYJ314)					
0.7	ZX1071-K15LZ-EC		N.C. (V114)	N.C. (V114)					
	ZX1071-K35MZ-EC		N.O. (SYJ324M)	N.C. (SYJ314)					
1.0	ZX1101-K15LZ-EC		N.C. (V114)	N.C. (V114)					
	ZX1101-K35MZ-EC		N.O. (SYJ324M)	N.C. (SYJ314)					



ZX1000-K15LZ-E0



ZX1000-K35MZ-E0



- ZA
- ZX
- ZR
- ZM
- ZMA
- ZQ
- ZH
- ZU
- ZL
- ZY□
- ZF□
- ZP□
- SP
- ZCUK
- AMJ
- AMV
- AEP
- HEP

Related Equipment