

# Reinforced Corrugated Cardboard Specification/Longer Length Reel FEP Tubing (Fluoropolymer) **TH0604-X64**



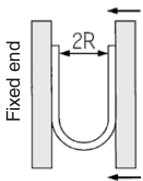
- Length per roll: 500/250 m
- Operating temperature:  
**Max. 200°C**

It varies depending on the operating pressure. Refer to the graph for the maximum operating pressure.

- **Compatible with the Food Sanitation Law**

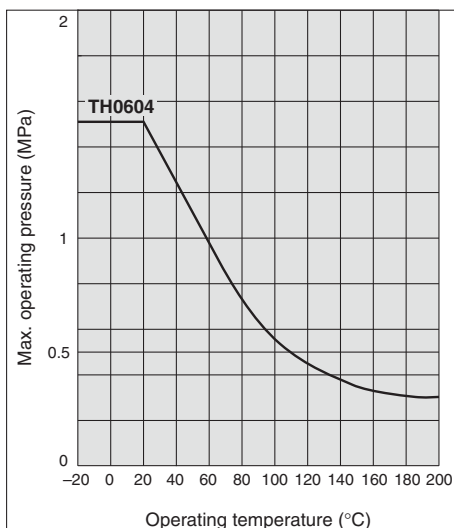
- Compatible with the test conforming to the Food Sanitation Law based on the 370th notice given by the Ministry of Health and Welfare in 1959.
- Complies with FDA (Food and Drug Administration) §177-1550 dissolution test.

### How to measure the minimum bending radius



At a temperature of 20°C, bend the tubing into a U shape. Fix one end and gradually move the other end closer. Measure 2R at the point where the outside diameter's rate of change is 5%.

### Max. Operating Pressure



Note) The maximum operating pressure varies dependent on the I.D. bore size even if the O.D. is the same.

### Series

Model	TH0604
Tubing O.D. (mm)	6
Tubing I.D. (mm)	4
Translucent (N)	●
250 m reel	●
500 m reel	●

### Specifications

Fluid	Air, Water <sup>Note 1)</sup> , Inert gas	
Applicable fittings <sup>Note 2)</sup>	One-touch fittings, Insert fittings Fluoropolymer fittings: LQ series <sup>Note 3)</sup> Miniature fittings: M, MS series (Hose nipple type)	
Max. operating pressure (MPa)	20°C	1.5
	100°C	0.55
	200°C	0.3
Refer to below "Max. Operating Pressure."		
Min. bending radius (mm) <sup>Note 4)</sup>	Min. bending radius	35
	Bending value (Reference)	20
Operating temperature	Air, Inert gas: -20 to 200°C, Water: 0 to 100°C (No freezing)	
Material	FEP (Fluorinated Ethylene Propylene Resin)	

Note 1) When using a fluid in liquid form, the surge pressure must not exceed the maximum operating pressure. A surge pressure higher than the maximum operating pressure can cause breakage of the fittings, or rupture of the tubing.

Furthermore, an abnormal temperature increase due to adiabatic compression can also result in ruptured tubing.

Note 2) Do not use in locations where the FEP tubing will move.

Be sure to operate under the maximum operating pressure and operating temperature conditions using the lower specifications of either the tubing or fittings.

After long term use or under high temperatures, some fittings leakage may occur due to material deterioration with age. Perform periodic inspections, and if any leakage is detected, replace with a new product immediately.

When the insert and miniature fittings are used over extended periods of time, it may cause leakage due to the material deterioration of age. In such a case, give an additional tightening to the tube connection part. If leakage still occurs after giving an additional tightening, replace the fitting with a new product.

For other precautions, refer to "Fittings & Tubing Precautions." When using the fluoropolymer fittings, refer to the precautions for fluoropolymer fittings in Best Pneumatics No. 7. Select the size after confirming O.D. and I.D.

Note 3) Not applicable to the TH1075 since the I.D. is different.

Note 4) The minimum bending radius is the representative value measured as shown in the left figure.

· Use a tube above the recommended minimum bending radius.

· The tubing may be bent if used under the recommended minimum bending radius. Therefore, refer to the bending value and make sure that the tubing is not bent or flattened.

· Please note that the bending value is not warranted because of the value when 2R is measured by the method in the left figure if the tubing is bent or flattened, etc.

### How to Order

**TH0604 N - 500 - X64**

Indication of tubing model

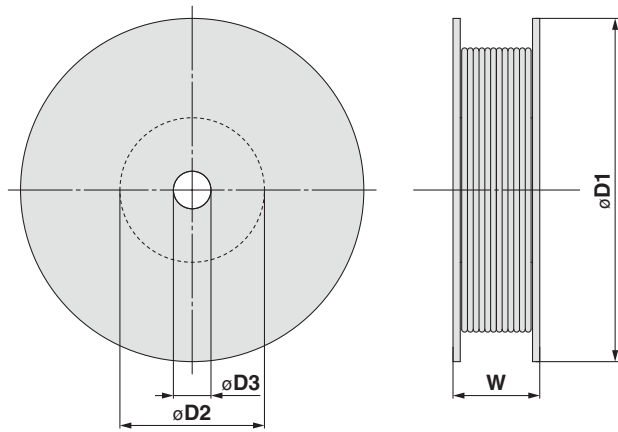
Color indication

Symbol	Color
N	Translucent

Length per roll

Symbol	TH0604
250	●
500	●

**Dimensions**



**Dimensions**

Model	$\phi D1$	$\phi D2$	$\phi D3$	W	Weight (kg)
<b>T0604□-250-X64</b>	475	200	52	120	5.1
<b>T0604□-500-X64</b>	475	200	52	200	9.4
<b>TH0604N-250-X64</b>	475	200	52	120	9.4
<b>TH0604N-500-X64</b>	475	200	52	220	18.5

- IP
- IW
- 1301
- AW
- IL1□
- IL2□
- IT
- CP□
- IS
- VFN
- IN-T□