

Flame Resistant (Equivalent to UL-94 Standard V-0) FR One-touch Fittings Manifold

KRM Series

RoHS

Compact piping possible.
Manifold piping possible.
Many varieties (8 types) are available.
One-touch fittings give the most efficient operation.
Cover (Option)



Model

Model	Porting		No. of Port A	Port A size	Port B size
	Port A	Port B			
KRM11	One-touch fitting	One-touch fitting	6, 10	ø6 tube	ø10 tube
				ø8 tube	ø12 tube
KRM12	One-touch fitting	Rc female thread	6, 10	ø6 tube	Rc 1/4
				ø8 tube	Rc 3/8

Applicable Tubing

Tubing material	FR double layer, FR soft nylon
Tubing O.D.	ø6, ø8, ø10, ø12

Specifications

Model	KRM11	KRM12
Fluid	Air/Water (1, 2)	
Maximum operating pressure	1 MPa	
Proof pressure	3 MPa	
Ambient and fluid temperature	-5 to 60°C (Water: 0 to 60°C) (No freezing)	
Thread	—	JIS B 0203 (Taper threads for piping)
Accessory	None	Hexagon socket head blank plug with sealant: 1 pc

Note 1) The surge pressure must be under the maximum operating pressure.

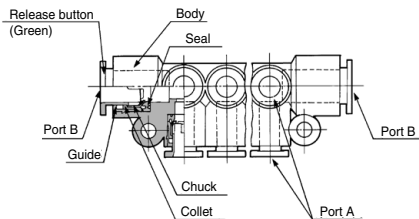
Note 2) Deionized water is not recommended for use as it may affect the material used in the fittings.
In addition, it is known to degrade the water quality.

Principal Parts Material

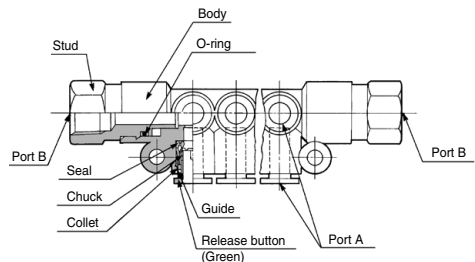
Model	KRM11	KRM12
Body	Flame resistant PBT (UL-94 standard V-0)	
Stud	—	C3604
Chuck	Stainless steel 304	
Guide	Stainless steel 304	
Collet	POM	
Seal	NBR	
Release button	Flame resistant PBT (UL-94 standard V-0)	
Cover	Flame resistant CR (UL-94 standard V-0)	

Construction

KRM11



KRM12



KQ2

KQB2

KS

KX

KM

KF

M

H/DL

L/LL

KC

KK

KK130

DM

KDM

KB

KR

KA

KQG2

KG

KFG2

MS

KKA

KP

LQ

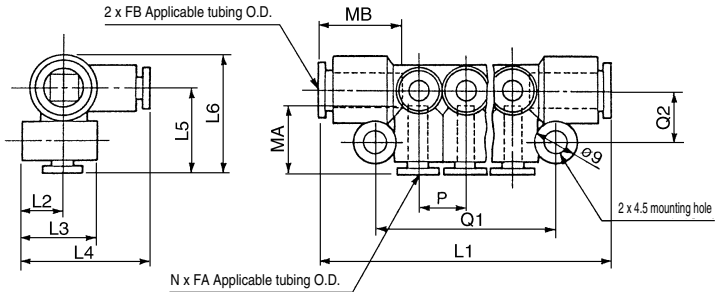
MQR

T

IDK

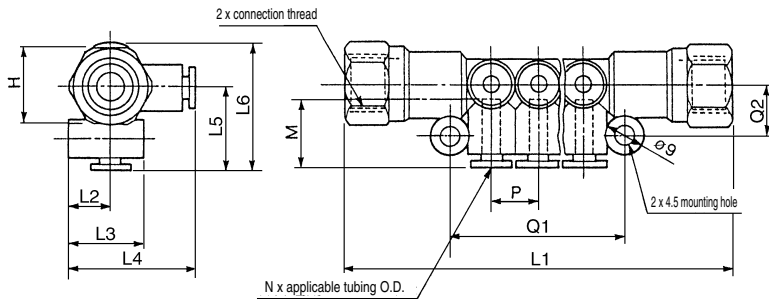
KRM Series

Dimensions: KRM11



Applicable tubing O.D. (mm)		Model	N	L1	L2	L3	L4	L5	L6	P	Q1	Q2	MA	MB	Port B Min. bore	Weight (g)
FA	FB															
6	10	KRM11-06-10-6	6	76	10	19.5	31.5	21.5	31	13	47	13.5	17	21	7.5	29
		KRM11-06-10-10	10	102							73					39
8	12	KRM11-08-12-6	6	85	11.5	22.5	35.5	24	34.5	15.5	55	14.7	18.5	22	9	41
		KRM11-08-12-10	10	116							86					57

Dimensions: KRM12



Applicable tubing O.D. (mm)	Connection thread Rc	Model	N	H (width across flats)	L1	L2	L3	L4	L5	L6	P	Q1	Q2	M	Port B Min. bore	Weight (g)
6	1/4															
		KRM12-06-02-10	10	125	73	91										
8	3/8	KRM12-08-03-6	6	19	108	11.5	22.5	35.5	24	34.5	15.5	55	14.7	18.5	9	97
		KRM12-08-03-10	10		139							86				112

Spatter Cover 3: KRMC (Applicable: FR soft nylon)

Applicable tubing O.D. (mm)	N	Model	L	A	Weight (g)
6	6	KRMC-06-6	40.5	7	2.5
	10	KRMC-06-10	66.5	7	4
8	6	KRMC-08-6	48	8	3
	10	KRMC-08-10	79	8	4.5

Refer to page 280 for spatter cover 1 and 2.

