

Individual mounting

Series

Inline	
--------	--

Manifold mounting

1100

sub-base	
----------	--

1800

Function	Port size	Flow [Max]	Individual mounting	Series
3/2 NO-NC, 2/2 NO-NC	1/8" - 1/4"	0.18 C_v	Inline	

OPERATIONAL BENEFITS



1. Short stroke with high flow.
2. Powerful return spring.



1100



















1800

HOW TO ORDER

Port size	Universal valve	NC only valve
		
1/8" NPTF	1111A- XXX	1161A- XXX
1/4" NPTF	1113A- XXX	1163A- XXX

MECHANICAL OPERATOR >

XXX

Code	Description	Code	Description	Code	Description
011	Cam roller parallel to ports 1 & 2 	023	Lever locking pull perpendicular to ports 1 & 2 	031	Push button 
012	Cam roller perpendicular to ports 1 & 2 	024	Lever non-locking pull perpendicular to ports 1 & 2 	032	Push button (panel mounting) 
013	Lever cam perpendicular to ports 1 & 2 	025	Lever locking push parallel to ports 1 & 2 	033	Push button with guard 
014	Lever cam parallel to ports 1 & 2 	026	Lever non-locking push parallel to ports 1 & 2 	036	Palm button 
021	Lever locking push perpendicular to ports 1 & 2 	027	Lever locking pull parallel to ports 1 & 2 	037	Palm button (panel mounting) 
022	Lever non-locking push perpendicular to ports 1 & 2 	028	Lever non-locking pull parallel to ports 1 & 2 	038	Palm button with guard 

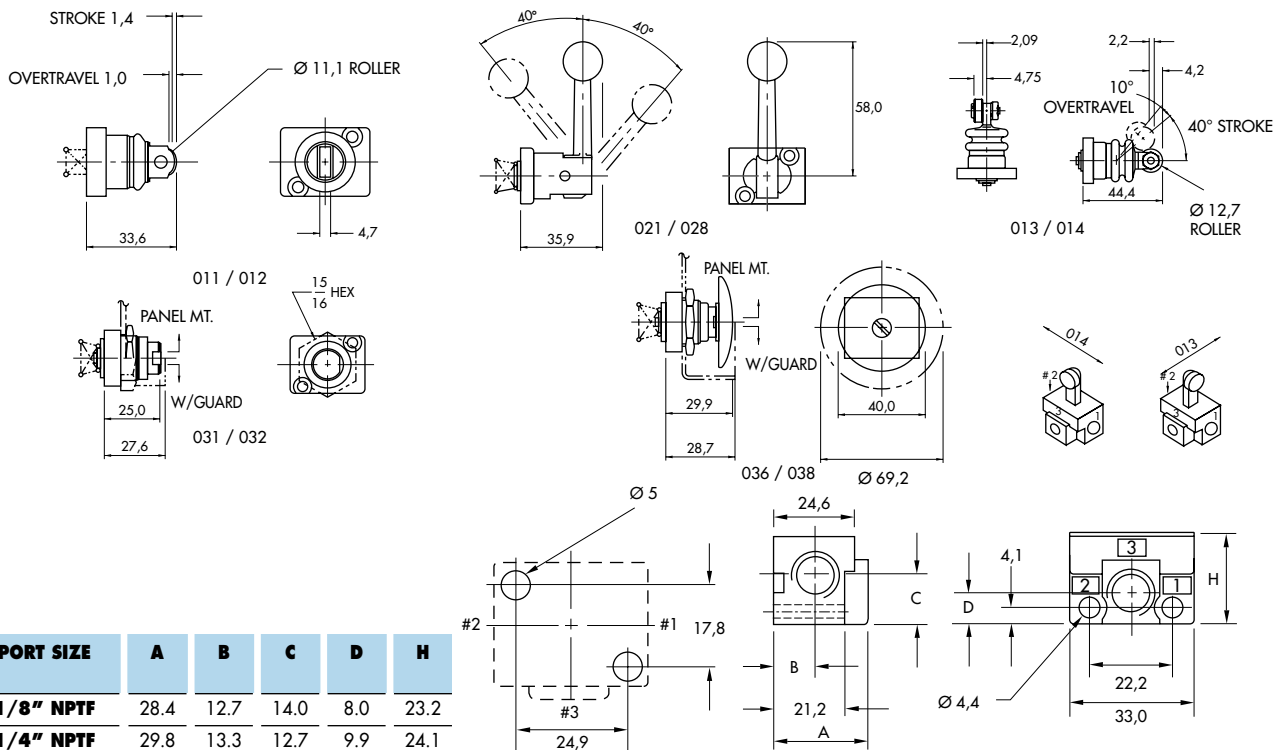
TECHNICAL DATA

Fluid :	Compressed air, vacuum, inert gases
Pressure range :	Vacuum to 150 PSI
Lubrication :	Not required, if used select a medium aniline point lubricant (between 180°F to 210°F)
Filtration :	40 μ
Temperature range :	0°F to 120°F (-18°C to 50°C)
Flow (at 6 bar, ΔP=1bar) :	1/8" - 1/4" : (0.18-C _v)

- Spare parts : • Operator : 1100A-XXX (see codification).
- Options : • BSPP threads.

DIMENSIONS

Dimensions shown are metric (mm)



PORT SIZE	A	B	C	D	H
1/8" NPTF	28.4	12.7	14.0	8.0	23.2
1/4" NPTF	29.8	13.3	12.7	9.9	24.1

Function	Port size	Flow (Max)	Manifold mounting	Series
3/2 NO-NC, 2/2 NO-NC	1/8"	0.14 C_v	sub-base	



OPERATIONAL BENEFITS

1. Short stroke with high flow.
2. Powerful return spring.




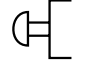

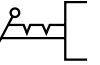

1100
1800

HOW TO ORDER

Port size	Universal valve	NC only valve
		
Valve less base	1130A- XXX	1170A- XXX
Sub-base 1/8" NPTF	1132A- XXX	1172A- XXX

MECHANICAL OPERATOR >

XXX

Code	Description	Code	Description
025	Lever locking push parallel to ports 1 & 2 	031	Push button 
026	Lever non-locking push parallel to ports 1 & 2 	028	Lever non-locking pull parallel to ports 1 & 2 
027	Lever locking pull parallel to ports 1 & 2 		

End plate kit (Port size 1/4" NPTF) : A2-5004-01.

TECHNICAL DATA	
Fluid :	Compressed air, vacuum, inert gases
Pressure range :	Vacuum to 150 PSI
Lubrication :	Not required, if used select a medium aniline point lubricant (between 180°F to 210°F)
Filtration :	40 μ
Temperature range :	0°F to 120°F (-18°C to 50°C)
Flow (at 6 bar, ΔP=1bar) :	1/8" : (0.14-C _v)

- Spare parts :
- Operator : 1100A-XXX (see codification).
 - Function plate : A2-7009.
 - Pressure seal between bases : 16226.
 - Tie-rod (x2) : 19546.
- Options :
- BSPP threads.

DIMENSIONS Dimensions shown are metric (mm)

