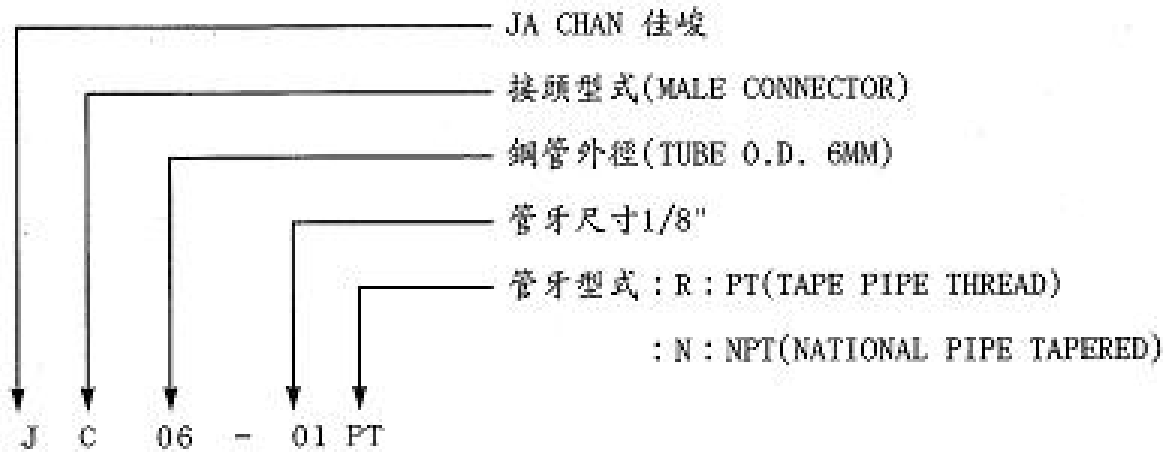


訂購須知

訂購時，註明鋼管外徑尺寸及管牙尺寸管牙型式
例如：

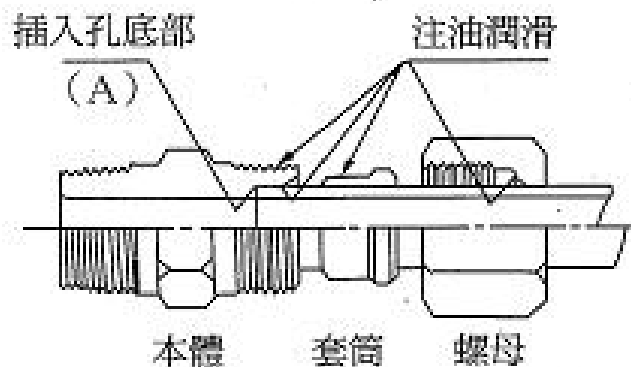
6MM O.D. TUBE * 1/8"PT公牙接頭



對於接頭如果有任何問題或需求，尤其是特殊形狀之接頭，訂購時請附上簡圖以供參考確認

鋼管接頭裝配要領

1. 將管端用切管器將管切平整，切除面與管壁成直角，並去除管內外毛邊。
2. 管子套入螺帽及心套，心套啖入口朝管端部。
3. 將本體固定在VICE上施工處，管子插入接頭頂住本體A處，並於本體紋部位加潤滑油。
4. 用手將螺帽徐徐鎖緊於本體，至阻力突然增大處，此時心套正好開始啖入鋼管，然後再鎖緊螺帽1 1/4 ~ 1 1/2圈，則心套全啖入鋼管外徑。
5. 在VICE上完成鎖緊後再脫離螺帽，此時心套啖入於鋼管。
6. 裝配於施工管路時，用手轉至阻力突然增大起點計算，再鎖緊約1/6~1/4圈，即裝配完成。（此時心套呈彎曲現象，產生彈力，避免鬆動，有止漏耐震之效果。）





MALE CONNECTOR

公牙直接頭

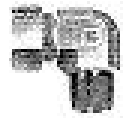
PAGE3



UNION

直形由任接頭


PAGE4



MALE ELBOW

公牙彎接頭

PAGE5



UNION ELBOW

彎形由任接頭

PAGE6



MALE BRANCH TEE

垂直公牙三通接頭

PAGE7



UNION TEE

三通由任接頭

PAGE8



MALE RUN TEE

水平公牙三通接頭

PAGE9



BULKHEAD UNION

隔框由任接頭

PAGE10



FEMALE CONNECTOR

壓力表接頭

PAGE11



HOSE MALE UNION

軟管直接頭

PAGE12



NUT

螺母

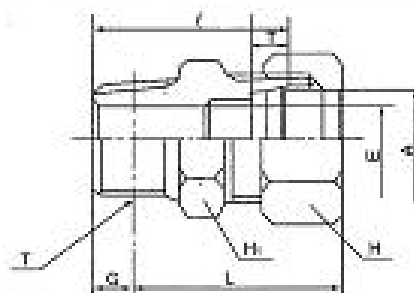

PAGE13



SLEEVE

心套

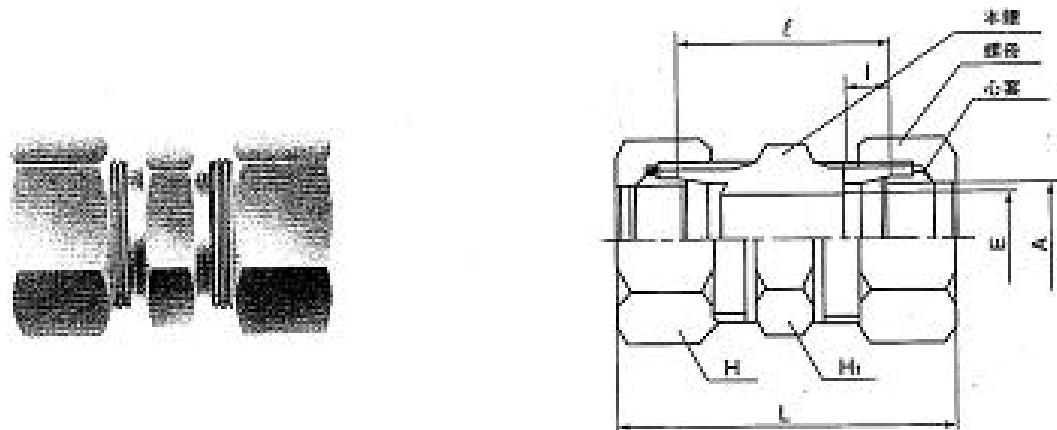
PAGE13



單位 Unit : mm

| 接頭形式代號 Designations | 所用鋼管外徑 A | | E Minimum Opening | 基準徑之位置 G Normal engagement of pipe thread by hand | 六角對邊 Width Across Hex. Flats | | I | L | (約) Approx. L |
|------------------------|--------------------|-----------|-------------------------|---|------------------------------------|----|-----|----|---------------------|
| | 外徑 Tube O.D. | (PT) T | | | Hi | H | | | |
| JC01 6x 1/8PT | 6 | 1/8-28 | 5 | 3.97 | 14 | 14 | 7 | 28 | 33.5 |
| JC01 6x 1/4PT | 6 | 1/4-19 | 5 | 6.01 | 17 | 14 | 7 | 33 | 35.9 |
| JC01 6x 3/8PT | 6 | 3/8-19 | 5 | 6.35 | 19 | 14 | 7 | 34 | 35.9 |
| JC01 8x 1/8PT | 8 | 1/8-28 | 5 | 3.97 | 17 | 17 | 7 | 29 | 36 |
| JC01 8x 1/4PT | 8 | 1/4-19 | 6 | 6.01 | 17 | 17 | 7 | 33 | 38 |
| JC01 8x 3/8PT | 8 | 3/8-19 | 6 | 6.35 | 19 | 17 | 7 | 34 | 35.9 |
| JC01 10x 1/4PT | 10 | 1/4-19 | 6 | 6.01 | 17 | 19 | 7 | 33 | 39.5 |
| JC01 10x 3/8PT | 10 | 3/8-19 | 8 | 6.35 | 19 | 19 | 7 | 34 | 40 |
| JC01 10x 1/2PT | 10 | 1/2-14 | 8 | 6.35 | 23 | 19 | 7 | 40 | 44 |
| JC01 12x 1/4PT | 12 | 1/4-14 | 6 | 6.01 | 19 | 21 | 7 | 33 | 39.5 |
| JC01 12x 3/8PT | 12 | 3/8-19 | 9 | 6.35 | 19 | 21 | 7 | 34 | 40 |
| JC01 12x 1/2PT | 12 | 1/2-14 | 10 | 6.35 | 23 | 21 | 7 | 40 | 44 |
| JC01 15x 3/8PT | 15 | 3/8-19 | 9 | 6.35 | 23 | 26 | 7.5 | 37 | 43 |
| JC01 15x 1/2PT | 15 | 1/2-14 | 12 | 8.16 | 23 | 26 | 7.5 | 41 | 45.5 |
| JC01 18x 3/8PT | 18 | 3/8-19 | 9 | 6.35 | 2 | 32 | 8 | 39 | 43.5 |
| JC01 18x 1/2PT | 18 | 1/2-14 | 12 | 8.16 | 26 | 32 | 8 | 43 | 47.5 |
| JC01 20x 1/2PT | 20 | 1/2-14 | 12 | 8.16 | 29 | 35 | 8 | 43 | 47.5 |
| JC01 20x 3/4PT | 20 | 3/4-14 | 16 | 9.53 | 29 | 35 | 8 | 45 | 48 |
| JC01 22x 1/2PT | 22 | 1/2-14 | 12 | 8.16 | 32 | 35 | 9 | 43 | 47.5 |
| JC01 22x 3/4PT | 22 | 3/4-14 | 16 | 9.53 | 32 | 35 | 9 | 45 | 48 |
| JC01 25x 3/4PT | 25 | 3/4-14 | 16 | 9.53 | 35 | 41 | 10 | 46 | 49 |
| JC01 25x 1PT | 25 | 1-11 | 21 | 10.39 | 35 | 41 | 10 | 49 | 52 |
| JC01 28x 3/4PT | 28 | 3/4-14 | 16 | 9.53 | 41 | 41 | 10 | 48 | 51 |
| JC01 28x 1PT | 28 | 1-11 | 21 | 10.39 | 41 | 41 | 10 | 51 | 54 |
| JC01 30x 1PT | 30 | 1-11 | 21 | 10.39 | 41 | 46 | 12 | 53 | 54 |
| JC01 30x1 1/4PT | 30 | 1 1/4-11 | 25 | 10.39 | 46 | 46 | 12 | 55 | 56 |
| JC01 34x 1PT | 34 | 1-11 | 21 | 10.39 | 46 | 50 | 12 | 53 | 54 |
| JC01 34x 1 1/4PT | 34 | 1 1/4-11 | 25 | 10.39 | 46 | 50 | 12 | 55 | 56 |
| JC01 38x 1 1/4PT | 38 | 1 1/4-11 | 25 | 10.39 | 50 | 55 | 12 | 57 | 58 |
| JC01 38x 1 1/2PT | 38 | 1 1/2-11 | 28 | 10.39 | 50 | 55 | 12 | 59 | 60 |

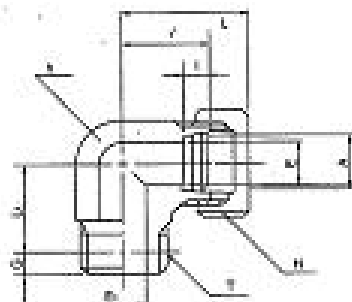
特殊尺寸可訂製



單位 Unit : mm

| 接頭形式代號 Designations | 所用鋼管外徑 A | E Minimum Opening | 六角對邊 Width Across Hex. Flats | | l | L | (約) Approx. |
|------------------------|--------------------|-------------------------|------------------------------------|----|-----|----|----------------|
| | 外徑 Tube O.D. | | H ₁ | H | | | L |
| | | | | | | | L |
| JC02 6 | 06 | 5 | 14 | 14 | 7 | 30 | 49 |
| JC02 8 | 08 | 6 | 17 | 17 | 7 | 31 | 53 |
| JC02 10 | 10 | 8 | 17 | 17 | 7 | 31 | 56 |
| JC02 12 | 12 | 10 | 19 | 21 | 7 | 31 | 56 |
| JC02 15 | 15 | 12 | 23 | 26 | 7.5 | 36 | 61 |
| JC02 18 | 18 | 14 | 26 | 32 | 8 | 38 | 63 |
| JC02 20 | 20 | 17 | 29 | 35 | 8 | 38 | 63 |
| JC02 22 | 22 | 18 | 32 | 35 | 9 | 38 | 63 |
| JC02 25 | 25 | 21 | 35 | 41 | 10 | 39 | 66 |
| JC02 28 | 28 | 23 | 41 | 41 | 10 | 43 | 70 |
| JC02 34 | 34 | 26 | 46 | 50 | 12 | 45 | 74 |
| JC02 38 | 38 | 32 | 50 | 55 | 12 | 49 | 78 |

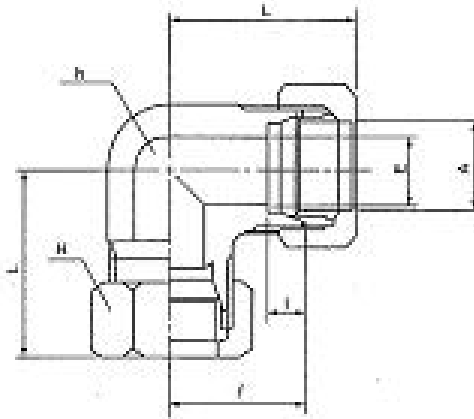

特殊尺寸可訂製



單位 Unit : mm

| 接頭形式 代號 | 所用鋼管外徑 A | | E Minimum Opening | E ₁ | 基準徑之位置 G Normal engagement of pipe thread by hand | 二面寬 h Width Across s Flats | 六角 對邊 H Width Across s Hex | I | L | (約) | (約) |
|-----------------|--------------------|-----------|-------------------------|----------------|---|---|--|-----|----|---------|----------------|
| | 外徑 Tube O.D. | (PT) T | | | | | | | | Approx. | Approx. |
| Designations | | | | | | | | | | L | L ₁ |
| Jc03 6x 1/8PT | 6 | 1/8 | 5 | 5 | 3.97 | 14 | 14 | 7 | 20 | 29.5 | 14 |
| JC03 6X 1/4PT | 6 | 1/4 | 5 | 6.5 | 6.01 | 14 | 14 | 7 | 20 | 29.5 | 18 |
| JC03 6X 3/8PT | 6 | 3/8 | 5 | 9 | 6.35 | 19 | 14 | 7 | 24 | 35.5 | 21 |
| JC03 8X 1/8PT | 8 | 1/8 | 6 | 5 | 3.97 | 17 | 17 | 7 | 22 | 33 | 16 |
| JC03 8X 1/4PT | 8 | 1/4 | 6 | 6.5 | 6.01 | 17 | 17 | 7 | 22 | 33 | 18 |
| JC03 8X 3/8PT | 8 | 3/8 | 6 | 9 | 6.35 | 19 | 17 | 7 | 24 | 35.5 | 21 |
| JC03 10X 1/4PT | 10 | 1/4 | 7 | 6.5 | 6.01 | 19 | 19 | 7 | 23 | 35.5 | 19 |
| JC03 10X 3/8PT | 10 | 3/8 | 7 | 9 | 6.35 | 19 | 19 | 7 | 24 | 35.5 | 21 |
| JC03 10X 1/2PT | 10 | 1/2 | 7 | 12 | 8.16 | 23 | 19 | 7 | 29 | 41.5 | 25 |
| JC03 12X 1/4PT | 12 | 1/4 | 9 | 6.5 | 6.01 | 19 | 21 | 7 | 24 | 36.5 | 20 |
| JC03 12X 3/8PT | 12 | 3/8 | 9 | 9 | 6.35 | 19 | 21 | 7 | 24 | 36.5 | 21 |
| JC03 12X 1/2PT | 12 | 1/2 | 9 | 12 | 8.16 | 23 | 23 | 7 | 29 | 41.5 | 25 |
| JC03 15X 3/8PT | 15 | 3/8 | 12 | 9 | 6.35 | 23 | 26 | 7.5 | 29 | 41.5 | 24 |
| JC03 15X 1/2PT | 15 | 1/2 | 12 | 12 | 8.16 | 23 | 26 | 7.5 | 29 | 41.5 | 25.8 |
| JC03 18X 3/8PT | 18 | 3/8 | 14 | 9 | 6.35 | 29 | 32 | 8 | 33 | 45.5 | 28 |
| JC03 18X 1/2PT | 18 | 1/2 | 14 | 12 | 8.16 | 29 | 32 | 8 | 33 | 45.5 | 29.9 |
| JC03 20X 1/2PT | 20 | 1/2 | 16 | 12 | 8.16 | 29 | 35 | 8 | 33 | 45.5 | 29.9 |
| JC03 20X 3/4PT | 20 | 3/4 | 16 | 16 | 9.53 | 29 | 35 | 8 | 33 | 45.5 | 30.5 |
| JC03 22X 1/2PT | 22 | 1/2 | 18 | 12 | 8.16 | 32 | 35 | 9 | 35 | 47.5 | 32.5 |
| JC03 22X 3/4PT | 22 | 3/4 | 18 | 16 | 9.53 | 32 | 35 | 9 | 35 | 47.5 | 32.5 |
| JC03 25X 3/4PT | 25 | 3/4 | 21 | 16 | 9.53 | 41 | 41 | 10 | 35 | 49.5 | 35.6 |
| JC03 25X 1PT | 25 | 1 | 20 | 21 | 10.39 | 41 | 41 | 10 | 35 | 49.5 | 35.6 |
| JC03 28X 3/4PT | 28 | 3/4 | 23 | 16 | 9.53 | 41 | 41 | 10 | 35 | 49.5 | 35.6 |
| JC03 28X 1PT | 28 | 1 | 23 | 21 | 10.39 | 41 | 41 | 10 | 35 | 49.5 | 35.6 |
| JC03 30X 1PT | 30 | 1 | 25 | 21 | 10.39 | 46 | 46 | 12 | 39 | 54 | 40 |
| JC03 30X1 1/4PT | 30 | 1 1/4 | 25 | 25 | 10.39 | 46 | 46 | 12 | 39 | 54 | 40 |
| JC03 34X1 1/4PT | 34 | 1 1/4 | 28 | 25 | 10.39 | 50 | 50 | 12 | 39 | 54 | 40 |
| JC03 38X1 1/4PT | 38 | 1 1/4 | 30 | 28 | 10.39 | 55 | 55 | 12 | 39 | 54 | 40 |

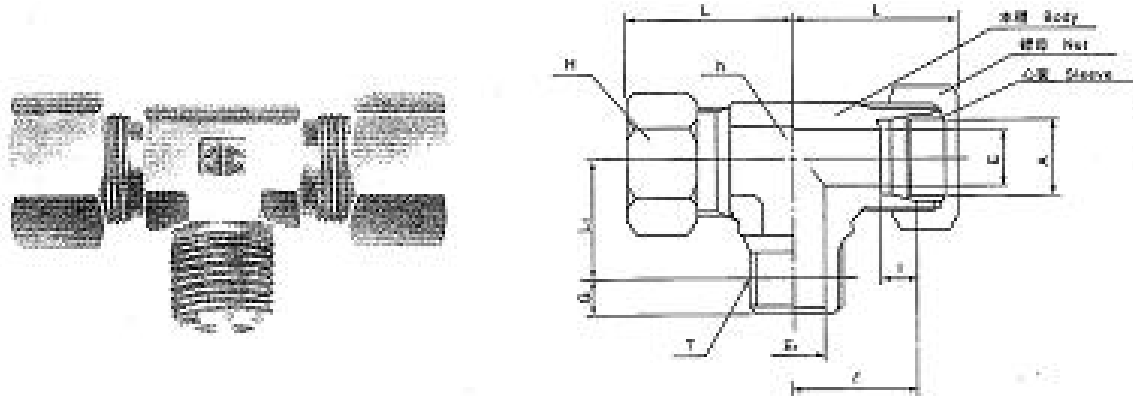
特殊尺寸可訂製



單位 Unit : mm

| 接頭形式代號 Designations | 所用鋼管外徑 A | E Minimum Opening | 二面寬 h Width Across Flats | 六角 對邊 H Width Across Hex | l | L | (約) Approx. L |
|------------------------|--------------------|-------------------------|--------------------------------------|---|-----|----|---------------------|
| | 外徑 Tube O.D. | | | | | | |
| JC04 6 | 06 | 5 | 14 | 14 | 7 | 20 | 29.5 |
| JC04 8 | 08 | 6 | 17 | 17 | 7 | 22 | 33 |
| JC04 10 | 10 | 7 | 17 | 19 | 7 | 23 | 35.5 |
| JC04 12 | 12 | 9 | 19 | 21 | 7 | 24 | 36.5 |
| JC04 15 | 15 | 12 | 23 | 26 | 7.5 | 29 | 41.5 |
| JC04 18 | 18 | 15 | 29 | 32 | 8 | 33 | 45.5 |
| JC04 20 | 20 | 17 | 29 | 35 | 8 | 33 | 45.5 |
| JC04 22 | 22 | 18 | 32 | 35 | 9 | 35 | 47.5 |
| JC04 25 | 25 | 20 | 35 | 41 | 10 | 36 | 49.5 |
| JC04 28 | 28 | 23 | 41 | 41 | 10 | 38 | 49.5 |
| JC04 30 | 30 | 25 | 46 | 46 | 12 | 39 | 54 |
| JC04 34 | 34 | 28 | 50 | 50 | 12 | 39 | 54 |
| JC04 38 | 38 | 32 | 50 | 55 | 12 | 39 | 54 |

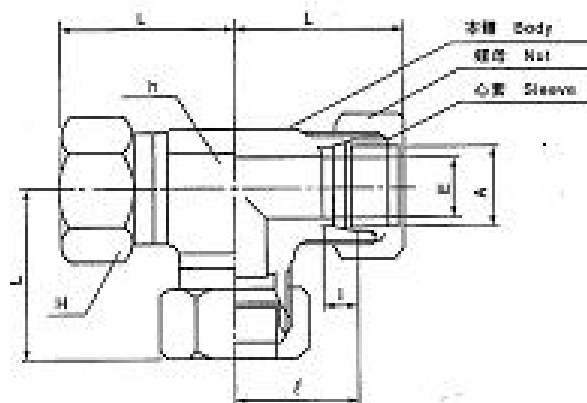

特殊尺寸可訂製



單位 Unit : mm

| 接頭形式代號 Designations | 所用鋼管外徑 A | | E Minimum Opening | E1 | 基準徑之位置 G Normal engagement of pipe thread by hand | 二面寬 h Width Across s Flats | 六角 對邊 H Width Across s Hex | i | L | (約) | (約) |
|------------------------|--------------------|-----------|-------------------------|-----|---|---|--|-----|----|--------------|---------------|
| | 外徑 Tube O.D. | (PT) T | | | | | | | | Approx. L | Approx. L1 |
| JC05 6x 1/8PT | 6 | 1/8 | 5 | 5 | 3.97 | 13.97 | 14 | 7.7 | 20 | 29.5 | 14 |
| JC05 6x 1/4PT | 6 | 1/4 | 5 | 6.5 | 6.01 | 6.01 | 14 | 7 | 20 | 29.5 | 18 |
| JC05 8x 1/4PT | 8 | 1/4 | 6 | 6.5 | 6.01 | 6.01 | 17 | 7 | 22 | 33 | 18 |
| JC05 10x 1/4PT | 10 | 1/4 | 7 | 6.5 | 6.01 | 6.01 | 19 | 7 | 23 | 35.5 | 19 |
| JC05 10x 3/8PT | 10 | 3/8 | 7 | 8 | 6.35 | 6.35 | 19 | 7 | 24 | 36.5 | 21 |
| JC05 12x 1/4PT | 12 | 1/4 | 9 | 6.5 | 6.01 | 6.01 | 21 | 7 | 24 | 36.5 | 21 |
| JC05 12x 3/8PT | 12 | 3/8 | 9 | 8 | 6.35 | 6.35 | 21 | 7 | 24 | 36.5 | 21 |
| JC05 15x 3/8PT | 15 | 3/8 | 12 | 8 | 6.35 | 6.35 | 26 | 7.5 | 29 | 41.5 | 24 |
| JC05 15x 1/2PT | 15 | 1/2 | 12 | 12 | 8.16 | 8.16 | 26 | 7.5 | 29 | 41.5 | 30.5 |
| JC05 18x 1/2PT | 18 | 1/2 | 15 | 12 | 8.16 | 8.16 | 32 | 8 | 33 | 45.5 | 29.8 |
| JC05 20x 3/4PT | 20 | 3/4 | 17 | 16 | 9.53 | 9.53 | 35 | 8 | 33 | 45.5 | 30.5 |
| JC05 22x 3/4PT | 22 | 3/4 | 18 | 16 | 9.53 | 9.53 | 35 | 9 | 35 | 45.5 | 32.5 |

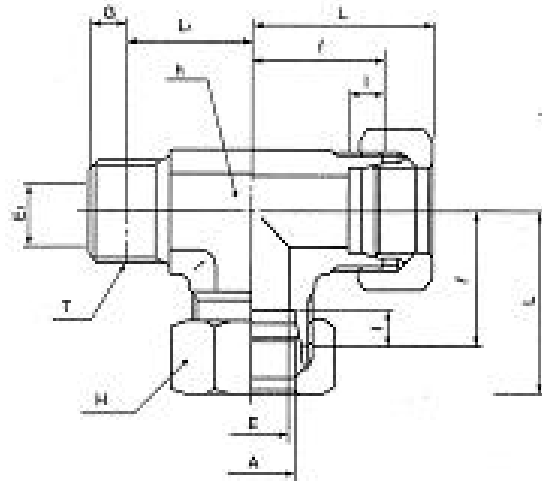

特殊尺寸可訂製



單位 Unit : mm

| 接頭形式代號 Designations | 所用鋼管外徑 A 外徑 Tube O.D. | E Minimum Opening | 二面寬 h Width Across Flats | 六角 對邊 H Width Across Hex | I | L | (約) Approx. L |
|------------------------|-----------------------------------|-------------------------|--------------------------------------|---|-----|----|---------------------|
| | JC06 6 | 06 | 5 | 5 | 14 | 7 | 20 |
| JC06 8 | 08 | 6 | 6 | 17 | 7 | 22 | 33 |
| JC06 10 | 10 | 7 | 7 | 19 | 7 | 23 | 35.5 |
| JC06 12 | 12 | 9 | 9 | 21 | 7 | 24 | 38.5 |
| JC06 15 | 15 | 12 | 12 | 26 | 7.5 | 29 | 41.5 |
| JC06 18 | 18 | 14 | 14 | 32 | 8 | 33 | 45.5 |
| JC06 20 | 20 | 16 | 16 | 35 | 8 | 33 | 45.5 |
| JC06 22 | 22 | 18 | 18 | 35 | 9 | 35 | 47.5 |
| JC06 25 | 25 | 21 | 21 | 41 | 10 | 36 | 49.5 |
| JC06 28 | 28 | 23 | 23 | 41 | 10 | 38 | 49.5 |
| JC06 30 | 30 | 25 | 25 | 46 | 12 | 39 | 54 |
| JC06 34 | 34 | 28 | 28 | 50 | 12 | 39 | 54 |
| JC06 38 | 38 | 32 | 32 | 50 | 12 | 39 | 54 |

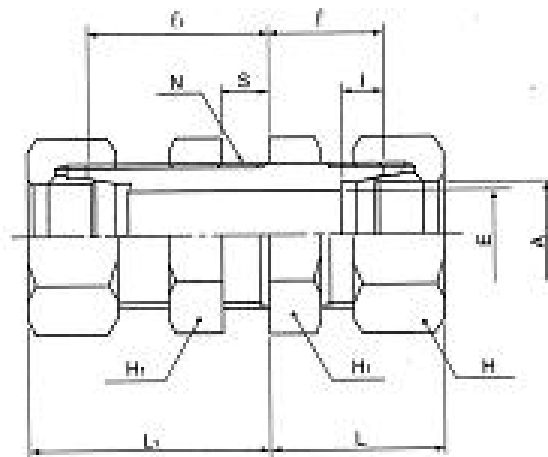

特殊尺寸可訂製



單位 Unit : mm

| 接頭形式代號 Designations | 所用鋼管外徑 A | | E Minimum Opening | E ₁ | 基準徑之位置 G Normal engagement of pipe thread by hand | 二面寬 h Width Across Flats | 六角 對邊 H Width Across Hex | i | L | (約) | (約) |
|------------------------|--------------------|-----------|-------------------------|----------------|---|--------------------------------------|---|-----|----|---------|---------|
| | 外徑 Tube O.D. | (PT) T | | | | | | | | Approx. | Approx. |
| JC07 6x 1/8PT | 6 | 1/8 | 5 | 5 | 3.97 | 14 | 14 | 7 | 20 | 29.5 | 14 |
| JC07 6x 1/4PT | 6 | 1/4 | 5 | 6.5 | 6.01 | 14 | 14 | 7 | 20 | 29.5 | 18 |
| JC07 8x 1/8PT | 8 | 1/8 | 6 | 5 | 6.01 | 14 | 17 | 7 | 20 | 33 | 14 |
| JC07 8x 1/4PT | 8 | 1/4 | 6 | 6.5 | 6.01 | 17 | 17 | 7 | 22 | 33 | 18 |
| JC07 10x 1/4PT | 10 | 1/4 | 7 | 6.5 | 6.01 | 17 | 19 | 7 | 23 | 35.5 | 19 |
| JC07 10x 3/8PT | 10 | 3/8 | 7 | 9 | 6.35 | 19 | 19 | 7 | 24 | 36.5 | 21 |
| JC07 12x 1/4PT | 12 | 1/4 | 9 | 6.5 | 6.01 | 19 | 21 | 7 | 24 | 36.5 | 21 |
| JC07 12x 3/8PT | 12 | 3/8 | 9 | 8 | 6.35 | 19 | 21 | 7 | 24 | 36.5 | 21 |
| JC07 15x 3/8PT | 15 | 3/8 | 12 | 8 | 6.35 | 23 | 26 | 7.5 | 29 | 41.5 | 24 |
| JC07 15x 1/2PT | 15 | 1/2 | 12 | 12 | 8.16 | 23 | 26 | 7.5 | 29 | 41.5 | 30.5 |
| JC07 18x 1/2PT | 18 | 1/2 | 14 | 12 | 8.16 | 29 | 32 | 8 | 33 | 45.5 | 29.8 |
| JC07 20x 3/4PT | 20 | 3/4 | 16 | 16 | 9.53 | 29 | 35 | 8 | 33 | 45.5 | 30.5 |
| JC07 22x 3/4PT | 22 | 3/4 | 18 | 16 | 9.53 | 32 | 35 | 9 | 35 | 47.5 | 32.5 |

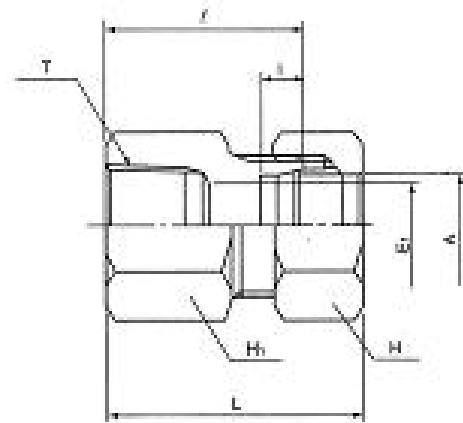

特殊尺寸可訂製



單位 Unit : mm

| 接頭形式代號 Designations | 所用鋼管外徑 A 外徑 Tube O.D. | E Minimum Opening | 六角對邊 Width Across Hex.Flats | | I | L ₁ | L | (約) Approx. | | N | 最大S Max.s |
|------------------------|-----------------------------------|-------------------------|-----------------------------------|----|-----|----------------|----|----------------|------|---------|--------------|
| | | | H ₁ | H | | | | L ₁ | L | | |
| | | | | | | | | | | | |
| JC08 6 | 08 | 5 | 17 | 14 | 7 | 32 | 20 | 42.5 | 29.5 | M12*1.5 | 13 |
| JC08 8 | 08 | 6 | 19 | 17 | 7 | 32 | 20 | 42.5 | 29.5 | M14*1.5 | 13 |
| JC08 10 | 10 | 8 | 19 | 19 | 7 | 32 | 20 | 43.5 | 31.5 | M16*1.5 | 13 |
| JC08 12 | 12 | 10 | 21 | 21 | 7 | 32 | 20 | 43.5 | 31.5 | M18*1.5 | 13 |
| JC08 15 | 15 | 12 | 26 | 26 | 7.5 | 37 | 22 | 49.5 | 34.5 | M22*1.5 | 15 |
| JC08 18 | 18 | 14 | 32 | 32 | 8 | 39 | 24 | 51.5 | 36.5 | M26*1.5 | 15 |
| JC08 20 | 20 | 16 | 32 | 35 | 8 | 39 | 24 | 51.5 | 36.5 | M28*1.5 | 15 |
| JC08 22 | 22 | 18 | 35 | 35 | 9 | 39 | 25 | 51.5 | 37.5 | M30*1.5 | 15 |
| JC08 25 | 25 | 21 | 41 | 41 | 10 | 39 | 25 | 52.5 | 38.5 | M34*1.5 | 15 |

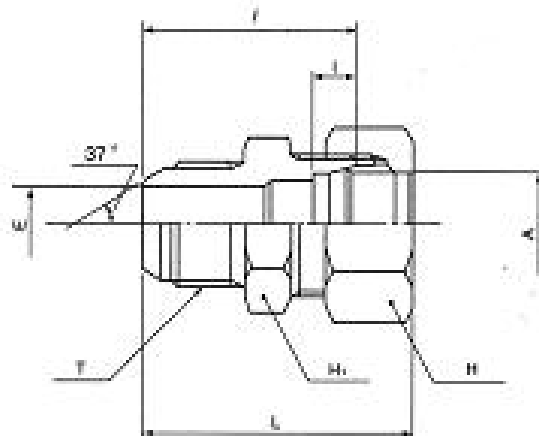

特殊尺寸可訂製



單位 Unit : mm

| 接頭形式代號 Designations | 所用鋼管外徑 A | | E1 | E2 | G | 六角對邊 Width Across Hex. Flats | | I | L | (約) Approx. L |
|------------------------|--------------------|-----------|----|----|----|------------------------------------|----|-----|----|---------------------|
| | 外徑 Tube O.D. | (PT) T | | | | H1 | H | | | L |
| JC12 06x 1/4PT | 06 | 1/4 | 5 | 5 | 14 | 19 | 14 | 7 | 34 | 43.5 |
| JC12 06x 3/8PT | 06 | 3/8 | 5 | 5 | 15 | 23 | 14 | 7 | 35 | 44.5 |
| JC12 06x 1/2PT | 06 | 1/2 | 5 | 5 | 19 | 26 | 14 | 7 | 39 | 48.5 |
| JC12 08x 1/4PT | 08 | 1/4 | 6 | 6 | 14 | 19 | 17 | 7 | 34 | 43.5 |
| JC12 08x 3/8PT | 08 | 3/8 | 6 | 6 | 15 | 23 | 17 | 7 | 35 | 44.5 |
| JC12 08x 1/2PT | 08 | 1/2 | 6 | 6 | 19 | 26 | 17 | 7 | 39 | 48.5 |
| JC12 10x 1/4PT | 10 | 1/4 | 6 | 6 | 14 | 19 | 19 | 7 | 34 | 43.5 |
| JC12 10x 3/8PT | 10 | 3/8 | 8 | 8 | 15 | 23 | 19 | 7 | 35 | 44.5 |
| JC12 10x 1/2PT | 10 | 1/2 | 8 | 8 | 19 | 26 | 19 | 7 | 39 | 48.5 |
| JC12 12x 1/4PT | 12 | 1/4 | 6 | 6 | 14 | 19 | 21 | 7 | 34 | 43.5 |
| JC12 12x 3/8PT | 12 | 3/8 | 9 | 9 | 15 | 23 | 21 | 7 | 35 | 44.5 |
| JC12 12x 1/2PT | 12 | 1/2 | 9 | 9 | 19 | 26 | 21 | 7 | 39 | 48.5 |
| JC12 15x 1/4PT | 15 | 1/4 | 6 | 6 | 14 | 23 | 23 | 7.5 | 35 | 44.5 |
| JC12 15x 3/8PT | 15 | 3/8 | 9 | 9 | 15 | 23 | 23 | 7.5 | 36 | 45.5 |
| JC12 15x 1/2PT | 15 | 1/2 | 12 | 12 | 19 | 26 | 23 | 7.5 | 40 | 49.5 |

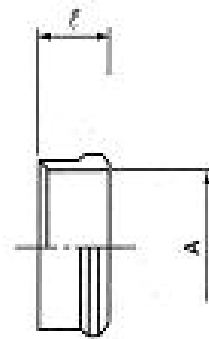
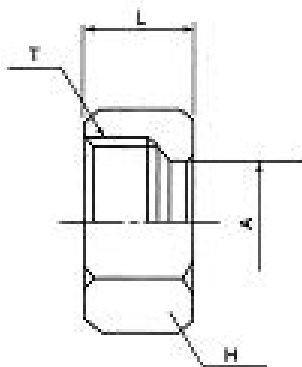
特殊尺寸可訂製



單位 Unit : mm

| 接頭形式代號 Designations | 所用鋼管外徑 A | | E Minimum Opening | 六角對邊 Width Across Hex.Flats | | I | L | (約) Approx. L |
|------------------------|--------------------|-------------|-------------------------|-----------------------------------|----|-----|----|---------------------|
| | 外徑 Tube O.D. | UN/UNF T | | H ₁ | H | | | L |
| JC01 06x 3/8H | 6 | 9/16-18 | 5 | 17 | 14 | 7 | 36 | 41 |
| JC01 08x 3/8H | 8 | 9/16-18 | 6 | 17 | 17 | 7 | 36 | 41 |
| JC01 10x 1/4H | 10 | 7/16-20 | 5 | 17 | 19 | 7 | 34 | 39 |
| JC01 10x 3/8H | 10 | 9/16-18 | 7 | 17 | 19 | 7 | 36 | 41 |
| JC01 12x 3/8H | 12 | 9/16-18 | 7 | 19 | 21 | 7 | 36 | 41 |
| JC01 12x 1/2H | 12 | 3/4-16 | 10 | 21 | 21 | 7 | 40 | 45 |
| JC01 15x 3/8H | 15 | 9/16-18 | 7 | 23 | 26 | 7.5 | 38 | 43 |
| JC01 15x 1/2H | 15 | 3/4-16 | 10 | 23 | 26 | 7.5 | 42 | 47 |
| JC01 18x 1/2H | 18 | 3/4-16 | 10 | 26 | 32 | 8 | 44 | 49 |
| JC01 20x 1/2H | 20 | 3/4-16 | 10 | 29 | 35 | 8 | 44 | 49 |
| JC01 20x 5/8H | 20 | 7/8-14 | 13 | 29 | 35 | 8 | 45 | 50 |
| JC01 20x 3/4H | 20 | 11/16-12 | 16 | 29 | 35 | 8 | 48 | 53 |
| JC01 22x 1/2H | 22 | 3/4-16 | 10 | 32 | 35 | 9 | 44 | 49 |
| JC01 22x 3/4H | 22 | 11/16-12 | 16 | 32 | 35 | 9 | 48 | 53 |
| JC01 25x 3/4H | 25 | 11/16-12 | 16 | 35 | 35 | 10 | 49 | 55 |
| JC01 25x 1H | 25 | 15/16-12 | 21 | 35 | 41 | 10 | 51 | 57 |
| JC01 28x 1H | 28 | 15/16-12 | 21 | 41 | 41 | 10 | 54 | 60 |
| JC01 30x 1H | 30 | 15/16-12 | 21 | 41 | 46 | 12 | 56 | 62 |
| JC01 34x 1/4H | 34 | 15/8-12 | 25 | 46 | 46 | 12 | 57 | 63 |

特殊尺寸可訂製



mm

單位 Unit : mm

單位 Unit : mm

| 接頭形式代號 Designations | 所用鋼管 之外徑 A | E ₁ | 六角對邊 H | G |
|------------------------|--------------------|----------------|--|----|
| | 外徑 Tube O.D. | | Width Across Hex. Flats E ₂ | |
| JC20 6 | 06 | M12*1.5 | 14 | 15 |
| JC20 8 | 08 | M14*1.5 | 17 | 15 |
| JC20 10 | 10 | M16*1.5 | 19 | 16 |
| JC20 12 | 12 | M18*1.5 | 21 | 16 |
| JC20 15 | 15 | M22*1.5 | 26 | 19 |
| JC20 18 | 18 | M26*1.5 | 32 | 19 |
| JC20 20 | 20 | M28*1.5 | 35 | 19 |
| JC20 22 | 22 | M30*1.5 | 35 | 19 |
| JC20 25 | 25 | M34*1.5 | 41 | 20 |
| JC20 28 | 28 | M36*1.5 | 41 | 20 |
| JC20 30 | 30 | M40*1.5 | 48 | 22 |
| JC20 34 | 34 | M45*1.5 | 50 | 25 |
| JC20 38 | 38 | M48*1.5 | 55 | 28 |

| 接頭形式代號 Designations | 所用鋼管 之外徑 A | L |
|------------------------|--------------------|------|
| | 外徑 Tube O.D. | |
| JC90 6 | 06 | 9 |
| JC90 8 | 08 | 9 |
| JC90 10 | 10 | 10 |
| JC90 12 | 12 | 10 |
| JC90 15 | 15 | 10 |
| JC90 18 | 18 | 10 |
| JC90 20 | 20 | 10 |
| JC20 22 | 22 | 11 |
| JC90 25 | 25 | 12 |
| JC90 28 | 28 | 12 |
| JC90 30 | 30 | 14 |
| JC90 34 | 34 | 14 |
| JC90 38 | 38 | 16.5 |

特殊尺寸可訂製

油壓配管用精密炭素鋼 “OST-2” 無縫鋼管

| 鋼管外徑 x 厚度 x 長度 | 工作壓力 (kg/cm ²) | | |
|------------------------|----------------------------|-----|-----|
| | 70 | 140 | 210 |
| 6mm Ø x 1.0 x 4,000mm | ○ | ○ | ○ |
| 8mm Ø x 1.0 x 4,000mm | ○ | ○ | |
| 8mm Ø x 1.5 x 4,000mm | | | ○ |
| 10mm Ø x 1.0 x 4,000mm | ○ | ○ | |
| 10mm Ø x 1.5 x 4,000mm | | ○ | ○ |
| 12mm Ø x 1.2 x 4,000mm | ○ | ○ | |
| 12mm Ø x 1.5 x 4,000mm | | ○ | ○ |
| 15mm Ø x 1.5 x 4,000mm | ○ | ○ | ○ |
| 15mm Ø x 2.0 x 4,000mm | ○ | ○ | ○ |
| 18mm Ø x 2.0 x 4,000mm | ○ | ○ | ○ |
| 18mm Ø x 2.0 x 4,000mm | ○ | ○ | ○ |
| 20mm Ø x 2.0 x 4,000mm | ○ | ○ | ○ |
| 22mm Ø x 2.5 x 4,000mm | ○ | ○ | ○ |
| 25mm Ø x 2.5 x 4,000mm | ○ | ○ | ○ |
| 28mm Ø x 3.0 x 4,000mm | ○ | ○ | ○ |
| 30mm Ø x 3.0 x 4,000mm | ○ | ○ | ○ |
| 34mm Ø x 3.5 x 4,000mm | ○ | ○ | ○ |
| 42mm Ø x 4.0 x 4,000mm | ○ | ○ | ○ |

○ 記號為推薦使用壓力

- 說明：1.材質：JIS G3455 OST-2 DIN 2391/C 2445/2 ST 37.4NBK
 2.鋼管內外徑表面均光滑，適用於佳峻牌喫入式接頭